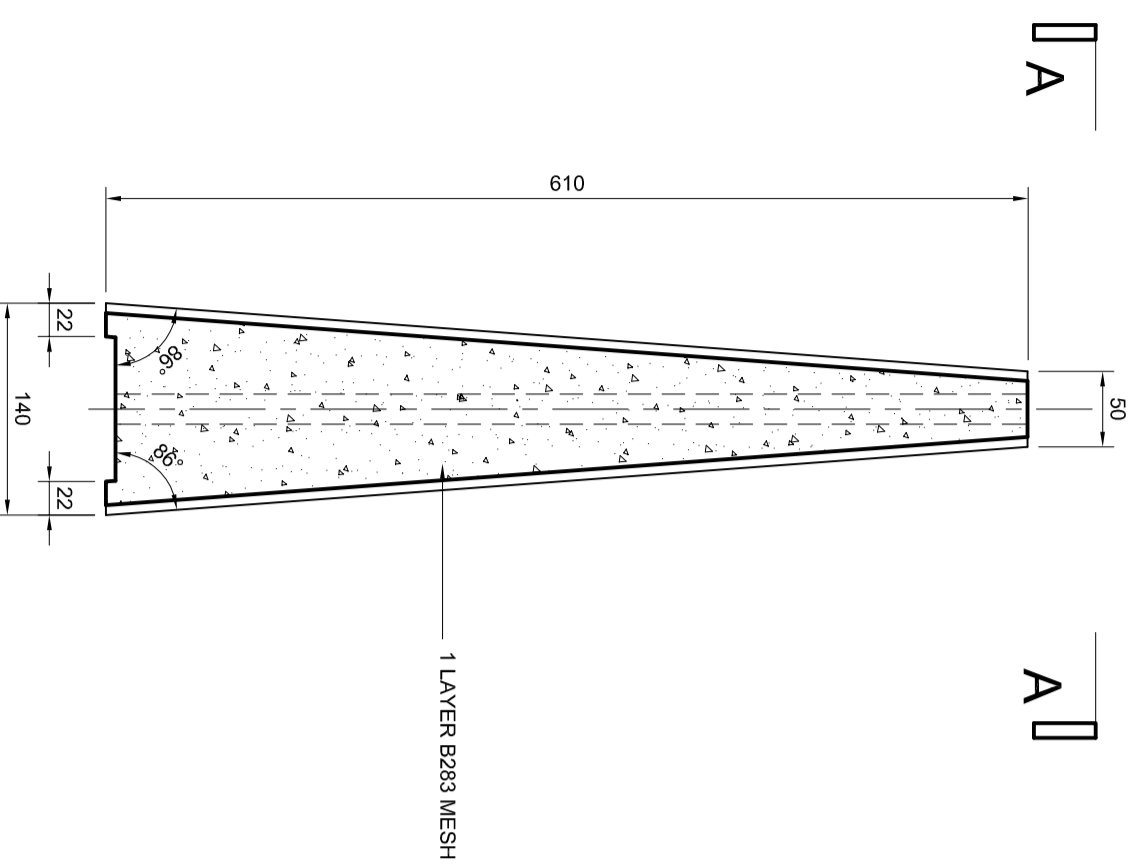
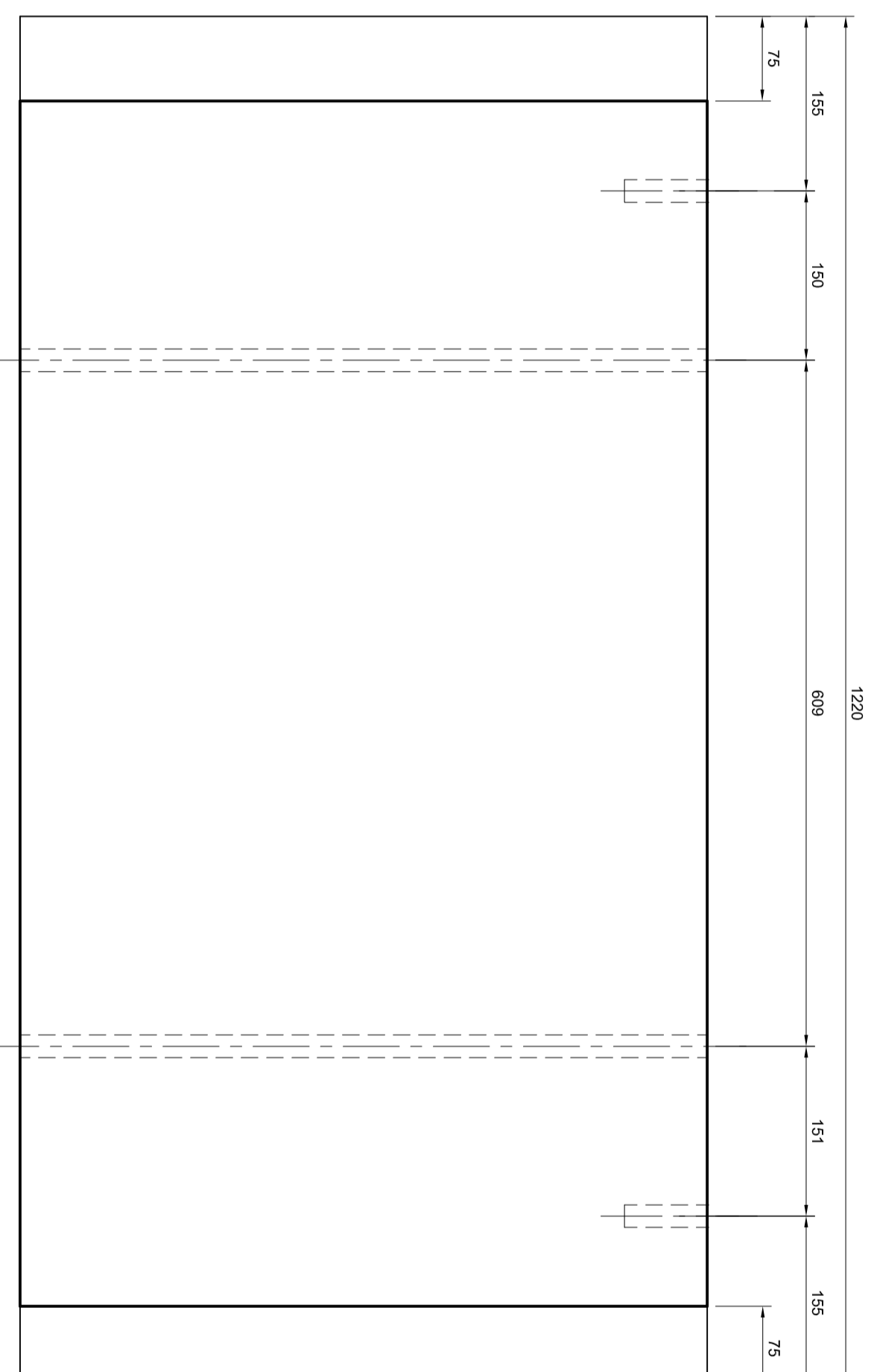


**PLAN ON A-A**



**TYPICAL SECTION THROUGH UNIT**



**ELEVATION ON 610mm ALFABLOC**

**IN THE EVENT OF ANY ENGINEERING QUERIES CONTACT**

Civil Engineers  
Structural Engineers  
Highways and Drainage Engineers  
Party Wall Surveyors  
Expert Witness and Litigation Support

**CANHAM CONSULTING**

Canham Consulting Ltd The Old School School Lane Norwich  
Norfolk NR7 0EP Tel: 01603 430650 Fax: 01603 430651  
Email: mail@canhamconsulting.co.uk www.canhamconsulting.co.uk


rev	date	details	by
P1	23.06.06	ISSUED FOR INFORMATION	NTE

project  
POUNDFIELD PRODUCTS LTD  
STANDARD DRAWINGS

client  
POUNDFIELD PRODUCTS LTD

title  
**610mm ALFABLOC EXTENSION  
TOP STANDARD PRODUCTION  
DRAWING**

drawn	design	checked	scales	date
RJB	PP		1:5	03.06.06
project reference	drawing number	revision		
10783	17	P2		



MANUFACTURERS OF PRE-STRESSED AND PRECAST CONCRETE

The Grove Greeting St. Peter Ipswich Suffolk IP6 8QG  
TEL: 01449 723150 Fax: 01449 723151 www.poundfield.com

This drawing is copyright and is not to be reproduced without the permission of Poundfield Products Ltd